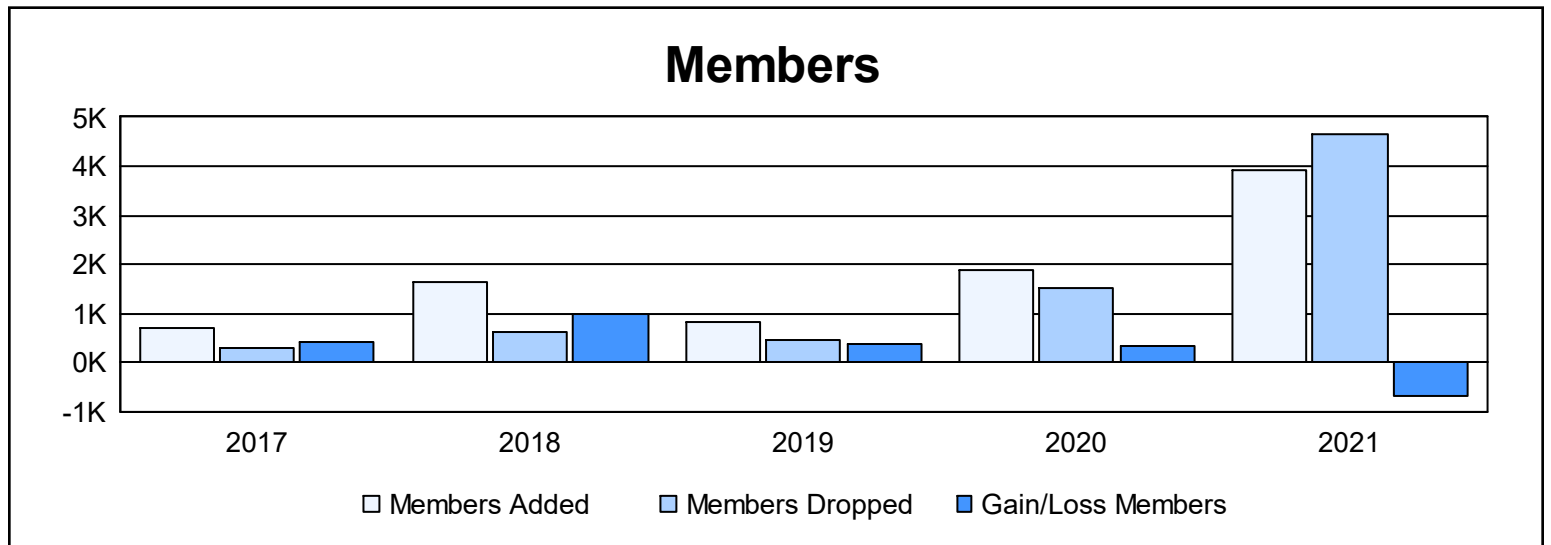
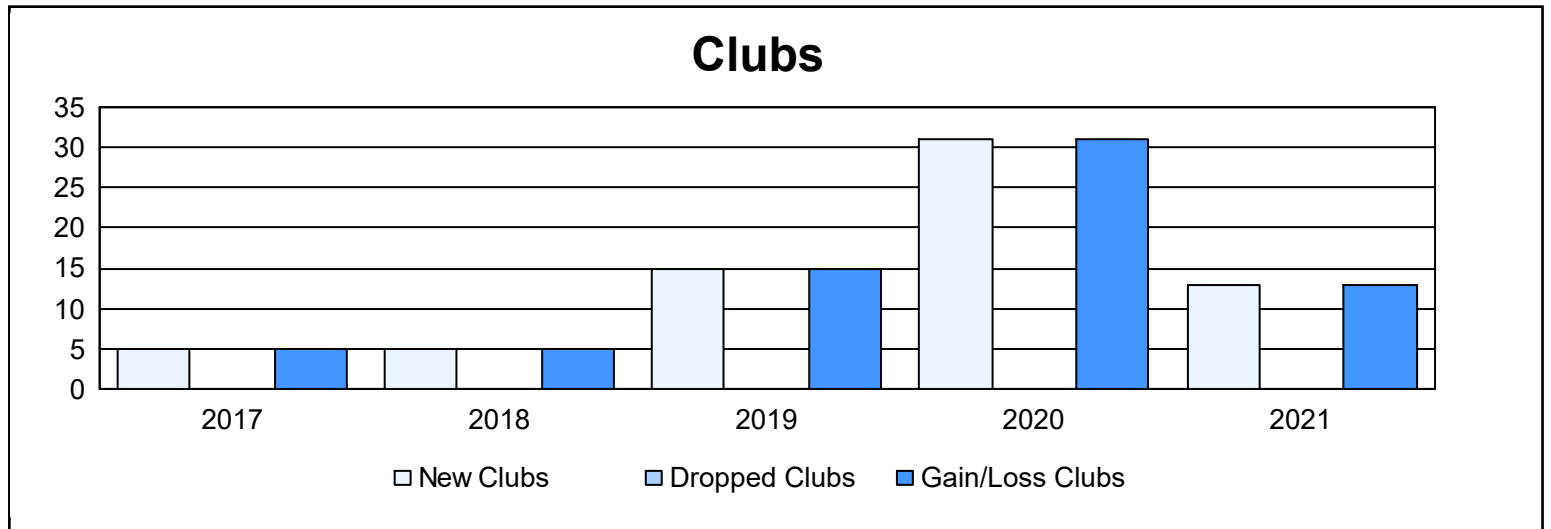
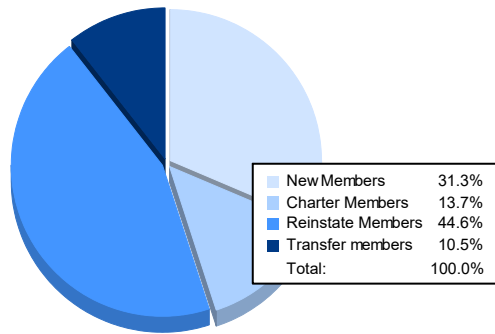


| Year | New Clubs | Dropped Clubs | Gain/ Loss Clubs | New Members | Charter Members | Reinstate Members | Transfer Members | Total Member Added | Total Members Dropped | Gain/ Loss Members |
|----------------|-----------|---------------|------------------|-------------|-----------------|-------------------|------------------|--------------------|-----------------------|--------------------|
| 2016-2017 | 5 | 0 | 5 | 502 | 144 | 59 | 7 | 712 | 294 | 418 |
| 2017-2018 | 5 | 0 | 5 | 1,288 | 160 | 162 | 18 | 1,628 | 625 | 1,003 |
| 2018-2019 | 15 | 0 | 15 | 365 | 362 | 95 | 5 | 827 | 458 | 369 |
| 2019-2020 | 31 | 0 | 31 | 947 | 724 | 162 | 39 | 1,872 | 1,528 | 344 |
| 2020-2021 | 13 | 0 | 13 | 1,231 | 538 | 1,755 | 413 | 3,937 | 4,634 | -697 |
| Average | 14 | 0 | 14 | 867 | 386 | 447 | 96 | 1,795 | 1,508 | 287 |



Membership Composition June 2021 Cumulative



Gender Composition June 2021 Cumulative

